




Building Value
Into Building Products®

2016

Full Line Catalog



Dear Home Products Buyer,

ODL has just completed its 70th year of business. While I've only been here 22 years, I have seen many new products and innovations come into being. Hopefully these innovations have always helped others "achieve a goal, solve a problem, or satisfy a need."
(Customer Centric Selling by Bosworth and Holland)

To achieve these goals, ODL utilizes many resources to design, manufacture, and deliver our products. This catalog is a compilation of our 2016 product offering. Of note are (3) product lines that are new or have been enhanced.

Spotlights™ Doorglass – When we launched this line in 2013, our goal was to provide authentic design choices for American home architecture from 1900 to today. Due to the positive reception and the feedback we received from you, we are pleased to announce an improvement. Now Spotlights will come with ODL's injection molded Fibermate® frame. This new frame has outstanding performance in painting, staining, and high-heat applications. Its modern profile and lightly grained texture are reminiscent of mid-century poplar wood frames for an authentic aesthetic. You will also find new glass and size options available in the Spotlights portfolio.

Perspectives Textured Glass – Trend research shows that Minimalism and the mid-century Modern design aesthetic will have continued popularity in the coming years. In order to support some homeowners' desires for minimal ornamentation and a higher level of privacy, ODL is introducing our new offering of textured privacy glass. Perspectives offers new glass textures that not only offer high privacy, but also provide beautiful aesthetics and a new perspective to any entry door. Review the eight options to see which texture matches your perspective!


Simulated Divided Light (SDL) – ODL has expanded our offering by fifteen sizes/configurations. Building on the success of our Evolve frame, these SDL additions will utilize the same frame and compression foam tape in order to provide optimal performance: no squeeze out, corner flare or scalloping.

I am pleased to announce these additions and believe they will achieve/solve/satisfy your goals/problems/needs. As always, thank you for your partnership with ODL and I wish you a successful 2016. **Shine!**

Jeff Mulder
President and CEO
ODL, Inc.

Cover Image:
Chain Link Doorglass
(6) 842-CHL

New
for
2016



Perspectives Textured Doorglass Pg 74-79

Quality. Innovation. Service.

70 YEARS OF BUILDING VALUE INTO BUILDING PRODUCTS.



Spotlights Pg 64



Simulated Divided Lights Pg 98

Table of Contents

ODL Commitment & Responsibility.....	4-5
We Know Doorglass	6-7
Things to Consider	8-9

Eclectic Style

Aragon	13
Mohave	14-15
Trillion	14-15
Bellflower.....	14-15

Contemporary Style

Entropy.....	20-21
Renewed Impressions	20-21
Impressions	20-21
Radiant Hues.....	22-23
Fairview.....	22-23
Simplicity.....	22-23

Craftsman Style

Greenfield	28-29
Oak Park.....	28-29
Monterey	28-29
Madison	30-31
Prairie Bevel	30-31
Topaz.....	30-31

Classic Style

Cut Crystal	40
Cadence.....	41
Expressions.....	42-43
Legacy Master	42-43
Piña	42
Tierra	43
Heirlooms.....	44-45
Memoria.....	44-45
Carrollton.....	44-45
Nouveau.....	46-47
Bristol	46-47
Tripoli	46
Trace	47
Grace	48-49
Majestic.....	48-49

Old World Style

Veranda.....	57
Paris.....	58-59
Jacinto.....	58-59
Avant.....	58-59
Catalina	60
Mediterranean.....	61
Elegant Star	60-61
Medallia	60-61
Spotlights™	64-69

Perspectives Textured Doorglass

NEW Blanca.....	74-75
NEW Cumulus	74-75
NEW Geo-Tex	74-75
Micro-Granite.....	76-77
NEW Mosaic	76-77
NEW Streamed.....	76-77
Rain	78-79
NEW Vapor.....	78-79
Custom Doorglass	82-83
Severe Weather Doorglass	84-91
Enclosed Blinds	92-97
Simulated Divided Lights.....	98-101
Grilles Between Glass	102-109
Vents	110-111
Clear & External Grilles.....	112-117
Frame Selection	118-123
Brisa Retractable Screen Door.....	124-125
Tubular Skylights	126-127
Add-On Enclosed Blinds	128-129
Doorglass Selection Matrix.....	130-131



&

Commitment responsibility

We're committed to providing our customers with innovative products that improve their homes.

...keep ODL working hard and exploring new opportunities.

From the shores of Lake Michigan to homes across America, ODL is committed to building quality into the products we make and the services we extend. Quality takes form in the construction and material choices of our home building products, but also in the experiences our customers, employees, and business partners have when doing business with ODL.

We take pride both in what we do and how we do it.

We're also committed to keeping our sights on what's ahead and taking opportunities to build our business and grow our product offering. Research and user testing helps us anticipate consumer needs and design trends.

We continue to keep an eye on what's new and apply our industry experience and design expertise to offer quality products that meet consumers' demands and stand the test of time.

Carrollton Glass Design


686-CRL



Research, design, improve, innovate

This is what ODL does.

Understanding market and economic trends, home and fashion styles, regional and generational patterns is key to ODL's leadership in the industry. Research is also key to ODL innovation, whether it is the materials that go into our products, the technologies that help to build them, or discovering new markets.



We know Doorglass.



For over 70 years, ODL has specialized in doorglass

That experience is evident in the quality of handcrafted glass, cut and shaped in a range of styles to match a diversity of homeowner's design preferences across the country. ODL's experience is also reflected in the quality of doorglass construction: two panels of tempered safety glass, insulated for air- and water-tight performance. When you look at any one of our decorative doorglass products, you see a cohesive design, but many individual elements come together to create that design.

Here are some of the things you need to consider when making your doorglass selection.

Glass Textures

The texture and surface of handcrafted glass offers you aesthetic elements such as depth, dimension, and contrast. It also contributes to light and privacy levels.





























Light & Privacy Levels

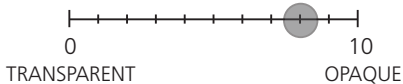
Each doorglass design varies in the amount of light it transfers and privacy it affords. We assign a numerical privacy level to each doorglass, from a 0 for low-privacy transparent glass to a 10 for high-privacy opaque glass.

Do you want more natural light carried through the doorglass?

What level of privacy or openness do you want in your doorglass?

					
ALABASTER	ARCTIC	BRONZE SOFT WAVE	CLEAR RENAISSANCE	CLEAR SEEDY	CRINKLE
					
DOUBLE GLUE CHIP	EATON	FROSTED	GLUE CHIP	GRANITE	GRAY RENAISSANCE
					
GRAY SOFT WAVE	HAMMERED	ICED GRANITE	MICRO-CUBED	MICRO- GRANITE	MICRO-ICED GRANITE
					
OLIVE SOFT WAVE	PALE AMBER SOFT WAVE	RIPPLE	RUBY RED SOFT WAVE		
					
SMALL HAMMERED	STREAMED	THIN REED	YELLOW SWIRL		

Privacy Level = 8




Price Level


Homeowners can also select decorative doorglass in a price range that suits their budget. Four levels, from the higher range Group A to the lower range Group D, are offered based on doorglass design and materials.

What is your budget?


Are you planning to invest long-term value in your home?



Energy Star Compliant
when used with an Energy Star
Compliant door or sidelight



Families Shown
with this
icon are
customizable.



Indicates
Low-E
Glass



Architectural Style

Five distinct architectural styles are reflected in our decorative doorglass offering that reflect a home's architecture and décor.

Eclectic pages 10-15

Contemporary pages 16-23

Craftsman pages 24-33

Classic pages 34-51

Old World pages 52-63

What is the architectural style of your home?

What are your design preferences?

Modern, traditional, or somewhere in-between?

Finishes

Doorglass finishes, also known as caming, refer to the metal work that joins together the glass elements. Finishes are an important consideration, as they contribute a good deal of the visual style of your doorglass design. We offer a wide selection of finishes for each design to give homeowners options for matching door hardware, light fixtures, or interior furnishings.

Do you prefer a bright metal finish or a matte finish?

Are you matching your doorglass finish to other elements of your door or home entryway?



WROUGHT IRON



BRONZE VEIN WROUGHT IRON



NICKEL VEIN WROUGHT IRON



OIL-RUBBED BRONZE




BRASS



ANTIQUE BRASS



PATINA



BLACK CHROME



CHROME ALUMINUM



NICKEL



SATIN NICKEL

Glass Variation

Decorative glass is handmade by skilled craftsman, and it is subject to variation. Each piece of glass is cut and individually positioned into the caming to create the decorative design. In the tradition of decorative glass creation, glass fits into the caming but is not cemented into the caming. Therefore the decorative glass panel is subject to some movement and sound (usually more of a "tinkling" sound); this is not considered a defect.

Shapes, Sizes and Configurations

Our doorglass designs are offered in several sizes from a partial-view to a full-view glass door. We also offer sidelight and transom glass. A selection of shapes, as well, offers plenty of options on your design preference and amount of natural light you're looking for.

Are you replacing an existing doorglass with a new one of the same size?

Are you including matching sidelight and transom glass?


ODL24 Delivery Options

If you need your doorglass in a hurry, you can select from our ODL24 line. This offering features many of our most popular designs widely available in regional distribution centers around the country. ODL24 products typically ship within 24 hours of order placement.

Contact your Customer Service Representative to learn more about ODL24 qualified families and frame options.



Things to Consider When Choosing Your Entryway Doorglass.



What is the architectural style of your home?

We like to think of your entry door as the focal point of your home. It says a lot about you and your style, with every detail and aspect of your home's design.

Whether your home is Eclectic, Contemporary, Craftsman, Classic, or Old World in style, ODL has the glass to fit in your home.






Choose your glass design to fit your style.

We have a wide variety of glass designs within each style category so that you can choose the design that best reflects your home and your own personal style.

You will also want to consider the privacy level of the glass as well as the coming colors that are available for each design.



Choose your glass size and frame style.

Whether you are adding decorative doorglass, clear doorglass or blinds, ODL designs are offered in several sizes. From a partial-view to a full-view glass door with matching sidelights or transoms, we offer a selection of shapes and options. ODL also offers


frames in varying materials, profiles, and performance levels. This gives you the option to choose the frame that's right for your door. The long-term performance of an exterior door with a glass insert is dependent upon the doorglass framing system.

To learn more about doorglass offerings for any area of your home, visit our website to explore the many ways we add value to your home.

**Go to www.odl.com
or call your ODL Customer
Service Representative at
1.800.253.3900.**



Fairview Glass Design
Full Doorlight



Evolve® Frame
FiberPro® White Material

Eclectic


Designs that blur the lines

Celebrate your unique point of view.

Eclectic Style

Our Eclectic Collection mixes and matches styles and genres, but always follows the fundamentals of good design. This collection is for the homeowner who has diverse tastes and an eye for combining textures and patterns in interesting ways.





Blended Cultures

Combined Forms

Historical Elements






ARAGON GLASS DESIGN



Eclectic Style Doorglass Designs



©2008 ODL

ARAGON *oil-rubbed bronze*


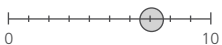
Bronze-toned glass and finish, center accent, oil-rubbed bronze finish, high privacy level.

Glass textures:

- ① Bronze Soft Wave Glass
- ② Clear Bevels
- ③ Micro-Granite Glass
- ④ Thin Reed Glass
- ⑤ Granite Glass

Price Group A

Privacy Level = 7



©2011 ODL

MOHAVE *oil-rubbed bronze*



Southwestern, multi-colored glass motif, oil-rubbed bronze finish, high privacy level.


Glass textures:

- ① Streamed Glass
- ② Gray Soft Wave Glass
- ③ Bronze Soft Wave Glass
- ④ Pale Amber Soft Wave Glass
- ⑤ Clear Bevels
- ⑥ Micro-Iced Granite Glass
- ⑦ Small Hammered Glass

Price Group B

Privacy Level = 7





TRILLION *patina*

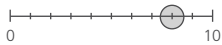
Clear bevels, rain glass texture, patina finish, and high privacy level.

Glass textures:

- ① Clear Bevels
- ② Micro-Iced Granite Glass
- ③ Rain Glass

Price Group B

Privacy Level = 8



BELLFLOWER *patina*

Yellow swirled glass, red floral accent, patina finish, high privacy level.

Glass textures:

- ① Hammered Glass
- ② Thin Reed Glass
- ③ Clear Bevels
- ④ Yellow Swirl Glass
- ⑤ Ruby Red Soft Wave Glass
- ⑥ Olive Soft Wave Glass

Price Group C

Privacy Level = 8



686-AG



607-AG



694-AG
690-AG



422-AG


ARAGON *oil-rubbed bronze*



686-MOH | 612-MOH
687-MOH



607-MOH



684-MOH
672-MOH



694-MOH | 493-MOH
690-MOH

MOHAVE *oil-rubbed bronze*



Price Group B



686-TRL



607-TRL



684-TRL



694-TRL
690-TRL



422-TRL



692-TRL

TRILLION *patina*



Price Group B



686-BLF




607-BLF



814-BLF | 866-BLF
876-BLF
NEW 886-BLF



662-BLF



521-BLF



694-BLF
690-BLF



819-BLF



422-BLF

BELLFLOWER *patina*



Price Group C




422-MOH



692-MOH



Mohave Glass Design
686-MOH





Contemporary


Refreshing styles for today

Our Contemporary Collection is for the homeowner who lives in the now.

Contemporary Style

The collection reflects a modern design sensibility with its sleek styles and sculptural forms, quiet patterns and bold statements—all with an appropriately contemporary twist. Perfect for keeping your home's entryway fresh and current.





Modern

Contemporary

Urban Loft

Minimalist





IMPRESSIONS GLASS DESIGN



Contemporary Style Doorglass Designs



©2002 ODL

ENTROPY *black chrome*




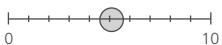
Circular-patterned glass, black chrome finish, medium privacy level.

Glass textures:

- ① Clear Bevels
- ② Clear Seedy Glass
- ③ Granite Glass
- ④ Clear Renaissance Glass

Price Group A

Privacy Level = 5



©1999 ODL

RENEWED IMPRESSIONS *nickel*




Floral pattern, nickel finish, textural variety, high privacy level.


Glass textures:

- ① Streamed Glass
- ② Iced Granite Glass
- ③ Clear Bevels
- ④ Clear Renaissance Glass

Price Group B

Privacy Level = 7





IMPRESSIONS *cast resin*

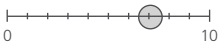
Sweeping floral pattern and rich glass textures, high privacy level.

Glass textures:

- ① Clear Bevels
- ② Streamed Glass
- ③ Iced Granite Glass
- ④ Clear Renaissance Glass

Price Group B

Privacy Level = 7



RADIANT HUES *nickel*

Clear swirl glass, gray framing, nickel finish, low privacy level.

Glass textures:

- ① Clear Renaissance Glass
- ② Gray Renaissance Glass
- ③ Clear Bevels

Price Group C

Privacy Level = 3



FAIRVIEW *chrome aluminum*



Chrome aluminum finish, varied textured surfaces, and high privacy level.

Glass textures include:

- ① Granite Glass
- ② Streamed Glass
- ③ Clear Bevels
- ④ Alabaster Glass

Price Group C

Privacy Level = 8



SIMPLICITY

Frosted and grooved clear glass pattern, high privacy level.

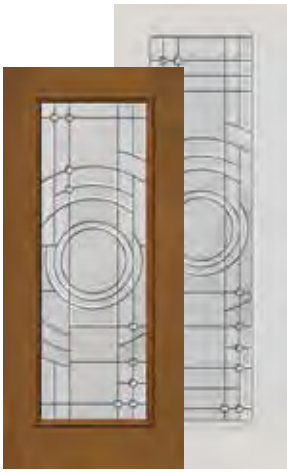
Glass textures:

- ① Frosted Glass
- ② Grooved Glass

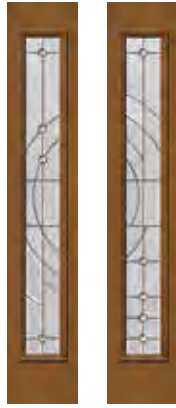
Price Group D

Privacy Level = 8

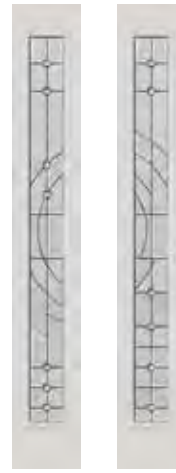




686-EN | 612-EN
687-EN



694L-EN 694R-EN
690L-EN 690R-EN



493L-EN 493R-EN

ENTROPY *black chrome*



Price Group A



686-RLI | 612-RLI



949-RLI



684-RLI



659-RLI

RENEWED IMPRESSIONS *nickel*



Price Group B



686-LI | 612-LI



949-LI



684-LI



659-LI

IMPRESSIONS *cast resin*

Price Group B



Entropy Glass Design

612-EN | 493-EN | 516-CL



694-RLI | 493-RLI
690-RLI




692-RLI



507-RLI



694-LI | 493-LI
690-LI



692-LI



507-LI





686-RA | 612-RA
687-RA



607-RA



949-RA



684-RA
672-RA



632-RA



RADIANT HUES *nickel*



Price Group C



686-FRV



684-FRV



694-FRV
690-FRV




692-FRV



FAIRVIEW *chrome aluminum*



Price Group C



686-SM



684-SM



694-SM
690-SM



692-SM



SIMPLICITY

Price Group D




662-RA



694-RA | 493-RA
690-RA




422-RA



692-RA



517-RA



507-RA | 521-RA



Fairview Glass Design
686-FRV




CRAFTSMAN


Natural style, crafted beauty

Our Craftsman Collection celebrates the art of handiwork and the beauty of natural materials.

Craftsman Style

Each doorglass design expresses simplicity of form through balanced, geometric patterns that will blend gracefully with the inside and outside of your home.





Prairie


Arts & Crafts

Craftsman

Bungalow

Mission






OAK PARK GLASS DESIGN



Craftsman Style Doorglass Designs



©2010 ODL

GREENFIELD *oil-rubbed bronze*



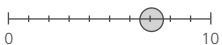
Soft earth tones and geometric-patterned glass, oil-rubbed bronze finish, high privacy level.

Glass textures:

- ① Pale Amber Soft Wave Glass
- ② Olive Soft Wave Glass
- ③ Thin Reed Glass
- ④ Small Hammered Glass

Price Group A

Privacy Level = 7



©2003 ODL

OAK PARK *patina*



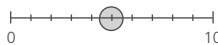
Striking geometric pattern in mix of glass styles, medium privacy level.


Glass textures:

- ① Crinkle Glass
- ② Thin Reed Glass
- ③ Clear Bevels
- ④ Clear Seedy Glass

Price Group B

Privacy Level = 5





©2007 ODL

MONTEREY *satin nickel or patina*




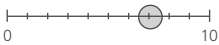
Clear bevel glass accent and textured surface, light or dark finish, high privacy level.

Glass textures:

- ① Clear Bevels
- ② Micro-Granite Glass
- ③ Granite Glass

Price Group B

Privacy Level = 7



©2007 ODL

MADISON *nickel vein wrought iron*



Opaque glass with wrought iron finish, high privacy level.

Glass texture:


- ① Micro-Cubed Glass

Price Group C

Privacy Level = 9



Glass
Texture
Only



©2005 ODL

PRAIRIE BEVEL *patina*




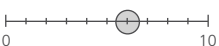
Chevron design and glass opacities, patina finish, medium privacy level.

Glass textures:

- ① Thin Reed Glass
- ② Granite Glass
- ③ Clear Bevels
- ④ Eaton Glass

Price Group C

Privacy Level = 6



©2010 ODL

TOPAZ *patina*



Highly textured, opaque glass, patina finish, high privacy level.

Glass textures:

- ① Bronze Soft Wave Glass
- ② Thin Reed Glass
- ③ Clear Bevel
- ④ Micro-Granite Glass

Price Group D

Privacy Level = 9




Glass
Texture
Only



686-GRF | 612-GRF
687-GRF



607-GRF



684-GRF
672-GRF

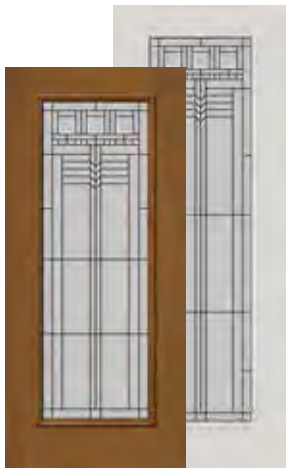


814-GRF | 866-GRF
876-GRF
NEW 886-GRF

GREENFIELD *oil-rubbed bronze*




Price Group A



686-KP | 612-KP
687-KP



607-KP



684-KP




814-KP | 866-KP
876-KP
NEW 886-KP

OAK PARK *patina*



Price Group B



686-MO



607-MO



684-MO



814-MO | 866-MO
876-MO
NEW 886-MO



816-MO

MONTEREY *patina or satin nickel*



Price Group B



816-GRF



694-GRF | 493-GRF
690-GRF



819-GRF



422-GRF



820-GRF




521-GRF



816-KP




694-KP | 493-KP
690-KP



819-KP



422-KP



692-KP



820-KP



507-KP | 521-KP



694-MO
690-MO



819-MO



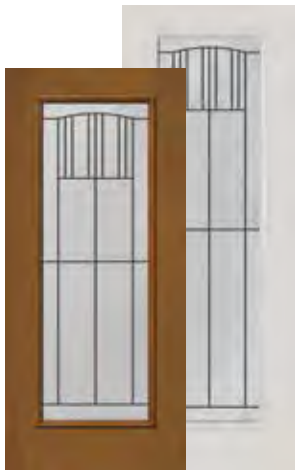
422-MO



507-MO

Note: Model 800 series Craftsman frames are a flat profile that is different from the traditional profile.
Please note this when matching with sidelights.





686-MI | 612-MI
687-MI



607-MI



814-MI | 866-MI
876-MI
NEW 886-MI



816-MI

MADISON *nickel vein wrought iron*




Price Group C



686-PR
687-PR



607-PR



684-PR




814-PR | 866-PR
876-PR
NEW 886-PR

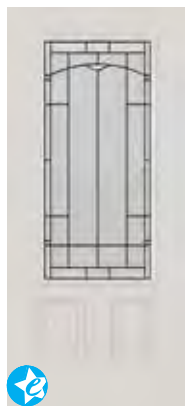
PRAIRIE BEVEL *patina*



Price Group C



686-TPZ
687-TPZ



607-TPZ



684-TPZ
672-TPZ



814-TPZ | 866-TPZ
876-TPZ
NEW 886-TPZ




816-TPZ

TOPAZ *patina*



Price Group D



694-MI | 493-MI
690-MI



819-MI



422-MI



816-PR



694-PR
690-PR



819-PR



422-PR



692-PR



662-TPZ



694-TPZ
690-TPZ



819-TPZ



422-TPZ





692-TPZ



820-TPZ

Note: Model 800 series Craftsman frames are a flat profile that is different from the traditional profile. Please note this when matching with sidelights.







Greenfield Glass Design
686-GRF | 690-GRF



Prairie Bevel Glass Design
814-PR | 819-PR



Topaz Glass Design
686-TPZ



Monterey Glass Design
686-MO



Oak Park Glass Design
684-KP | 694-KP



Prairie Bevel Glass Design

CRAFTSMAN



Oak Park Glass Design
607-KP | 690-KP


CLASSIC

Time-honored designs

Choose from a rich variety of doorglass styles that will provide enduring beauty and lasting value for your home.

Classic Style

Fads come and go, but classic designs are always in style. Our Classic Collection offers timeless masterpieces with traditional elements such as floral designs and diamond patterns.





Colonial

Victorian

Country

French Provincial


Traditional





CARROLLTON GLASS DESIGN

Classic Style Doorglass Designs



U.S. PATENT NO. D4827995

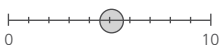
CADENCE *patina*

Floral-inspired design with patina finish, medium privacy level.

- Glass textures:
- ① Clear Bevels
 - ② Ripple Glass
 - ③ Hammered Glass

Price Group A

Privacy Level = 5



©2000 ODL

EXPRESSIONS *satin nickel*


Striking bevel clusters, satin nickel finish, medium privacy level.

- Glass textures:
- ① Granite Glass
 - ② Clear Bevels
 - ③ Gray Renaissance Glass

Price Group A

Privacy Level = 4





U.S. PATENT NO. D637328

LEGACY MASTER *patina*


Bevel clusters, patina, low privacy level.

Glass textures:

- ① Gray Renaissance Glass
- ② Clear Renaissance Glass
- ③ Clear Bevels

Price Group A

Privacy Level = 3



©2014 ODL

PIÑA *antique brass*


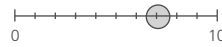
Center bevel cluster with antique brass finish, high privacy level.

Glass textures:

- ① Clear Seedy Glass
- ② Small Hammered Glass
- ③ Micro-Granite Glass
- ④ Clear Bevels

Price Group B

Privacy Level = 7



©2014 ODL

TIERNA *patina*


Endless knot clusters with patina finish, and high privacy level.

Glass textures:

- ① Clear Bevels
- ② Granite Glass
- ③ White Alabaster Glass
- ④ Hammered Glass

Price Group B

Privacy Level = 8



HEIRLOOMS *brass or satin nickel*

Focal bevel cluster, satin nickel or brass finish, textured surface for medium privacy level.


Glass textures:

- ① Granite Glass
- ② Glue Chip Glass
- ③ Clear Bevels

Price Group B

Privacy Level = 6






MEMORIA *nickel*

Bevel centerpiece, nickel finish, textured surface, and medium privacy level.

- Glass textures:
 ① Clear Bevels
 ② Clear Renaissance Glass
 ③ Glue Chip Glass

Price Group B



CARROLLTON *patina*

Fleur-de-lis bevel cluster, patina finish, and high privacy level.

- Glass textures:
 ① Clear Bevels
 ② Double Glue Chip Glass
 ③ Clear Soft Wave Glass

Price Group C



NOUVEAU *brass, nickel or patina*

Center bevel cluster, translucent textured surface, three finish choices, and medium privacy level.

- Glass textures:
 ① Clear Bevels
 ② Glue Chip Glass

Price Group C




BRISTOL *satin nickel*

Bevel pattern, highly textured surface, satin nickel finish, and high privacy level.

- Glass textures:
 ① Clear Bevels
 ② Hammered Glass
 ③ Granite Glass

Price Group C






TRIPOLI *patina*

Alabaster glass border, textured surface and bevel cluster, patina finish, and medium privacy level.

- Glass textures:
- ① Glue Chip Bevels
 - ② Alabaster Glass
 - ③ Glue Chip Glass

Price Group D




GRACE *nickel*

Highly textured surface, bevel cluster focal point, nickel finish, and high privacy level.

- Glass textures:
- ① Micro-Cubed Glass
 - ② Granite Glass
 - ③ Micro-Granite Glass
 - ④ Clear Bevels

Price Group D



MAJESTIC *brass, nickel or patina*

Glass textures, gray tones with patina, nickel, or brass finish, and medium privacy level.

- Glass textures:
- ① Gray Soft Wave Glass
 - ② Glue Chip Glass
 - ③ Glue Chip Bevels

Price Group D




TRACE *silkscreen*

Translucent glass, simple etched design, and high privacy level.

- Glass textures:
- ① Light Gray Silkscreen
 - ② Clear Glass

Price Group D






CUT CRYSTAL *grooved glass*

Grooved doorglass creates the allusion of grilles, but it's all glass. The result is a beautiful clear and clean look without grilles or coming. Cut Crystal offers a low privacy rating.


- Glass textures:
- ① Grooved Glass
 - ② Clear Glass

Price Group D


Privacy Level = 1



Cut Crystal Glass Design
686-CC | 690-CC



686-CC | 612-CC
687-CC



694-CC | 493-CC
690-CC



Cadence Glass Design
607-CD



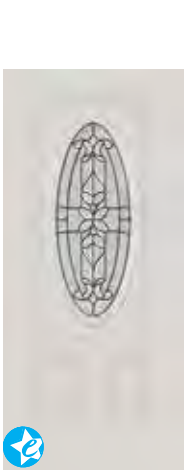
686-CD | 612-CD



919-CD



607-CD



949-CD



694-CD | 493-CD
690-CD



422-CD



516-CD





686-EX | 612-EX



919-EX



607-EX



684-EX

EXPRESSIONS *satin nickel*



Price Group A




686-LM | 612-LM



607-LM



949-LM



684-LM

LEGACY MASTER *patina*




Price Group A



686-PNA | 612-PNA



949-PNA



684-PNA



694-PNA
690-PNA |
493-PNA



521-PNA

PIÑA *antique brass*



Price Group B



694-EX | 493-EX
690-EX



422-EX



692-EX



516-EX




521-EX



694-LM | 493-LM
690-LM



422-LM



692-LM



517-LM



506-LM | 507-LM | 521-LM




686-TRN



607-TRN



949-TRN



684-TRN



648-TRN




694-TRN
690-TRN



422-TRN



692-TRN





686-HM | 612-HM
687-HM



919-HM




636-HM



607-HM




949-HM



684-HM
672-HM

HEIRLOOMS *satin nickel or brass*



Price Group B



686-MMR | 612-MMR
687-MMR



607-MMR



949-MMR



684-MMR
672-MMR

MEMORIA *nickel*



Price Group B



686-CRL | 612-CRL



607-CRL



949-CRL



684-CRL

CARROLLTON *patina*



Price Group C



632-HM



640-HM




659-HM



694-HM | 493-HM
690-HM



422-HM



692-HM



517-HM
satin nickel only



503-HM | 578-HM



532-HM



506-HM | 507-HM | 521-HM



659-MMR



694-MMR | 493-MMR
690-MMR



422-MMR



692-MMR




694-CRL | 493-CRL
690-CRL



422-CRL



692-CRL





686-MN
687-MN




919-MN



607-MN



949-MN




684-MN
672-MN



637-MN

NOUVEAU *brass, nickel or patina*



Price Group C




686-BT | 612-BT
687-BT



607-BT



949-BT



684-BT

BRISTOL *satin nickel*



Price Group C



578-TP



521-TP



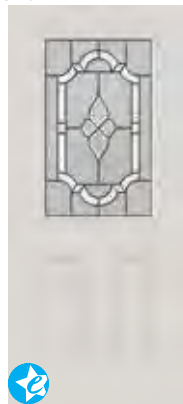
686-TP
687-TP



919-TP



607-TP




684-TP



694-TP
690-TP



422-TP



692-TP

TRIPOLI *patina*



Price Group D



659-MN



648-MN



640-MN



694-MN
690-MN



422-MN



692-MN



578-MN



507-MN | 521-MN



662-BT



694-BT | 493-BT
690-BT



422-BT



692-BT



506-BT



686-TRC



919-TRC



949-TRC



684-TRC



694-TRC
690-TRC



692-TRC



686-GRC | 612-GRC




919-GRC



607-GRC



949-GRC



684-GRC

GRACE *nickel* 

Price Group D



686-ME | 612-ME
687-ME
(612/687-ME brass or nickel only)



607-ME
(brass or nickel only)



684-ME



637-ME
(brass or nickel only)

MAJESTIC *brass, nickel or patina* 

Price Group D





632-GRC



648-GRC




659-GRC



694-GRC | 493-GRC
690-GRC




422-GRC



692-GRC



640-ME



694-ME | 493-ME
690-ME
(493-ME brass or nickel only)



422-ME
(brass or
nickel only)




692-ME




578-ME



507-ME (brass or nickel only)
521-ME





Heirlooms Glass Design

607-HM | 422-HM



Cadence Glass Design

686-CD




Nouveau Glass Design



Tierna Glass Design

686-TRN | 694-TRN



Piña Glass Design



Trace Glass Design
686-TRC



CLASSIC



Memoria Glass Design
686-MMR



Old World

Historical motifs translated for today

This collection features a number of designs that will blend beautifully with the old world architecture of your home.

Old World Style

An appreciation for the aged and elegant, for the beauty of raw materials shaped into fine forms in the hands of skilled artisans. For homeowners who prefer wrought iron and rich patinas over highly polished finishes and ornamental scrolling over geometric patterns.





Mediterranean

European

Spanish

Rustic

Southwest





MEDITERRANEAN GLASS DESIGN



Old World Style Doorglass Designs




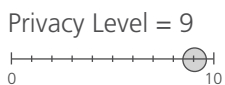
©2009 ODG

VERANDA wrought iron inspired external grille

Wrought iron-inspired decorative grille, opaque glass, high privacy level.

Glass texture:
① Micro-Granite Glass

Price Group A



©2004 ODG


PARIS patina

Intricate bevel design, textured surfaces, patina finish, medium privacy level.

Glass textures:
① Arctic Glass
② Clear Bevels
③ Clear Renaissance Glass

Price Group A





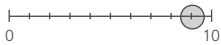
JACINTO *wrought iron*

Wrought iron scrolling, textured opaque surface, high privacy level.

Glass texture:
①Arctic Glass

Price Group B

Privacy Level = 9



AVANT *black chrome*

Blends levels, shapes, and textures, black chrome finish, medium privacy level.

Glass textures:
①Clear Bevels
②Eaton Glass
③Granite Glass

Price Group B

Privacy Level = 6



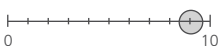
CATALINA *bronze vein wrought iron*

Delicate styling, bronze vein wrought iron scrollwork, high privacy level.

Glass texture:
①Micro-Granite Glass

Price Group B

Privacy Level = 9



MEDITERRANEAN *wrought iron*

Highly textured surface, delicate wrought iron scrolling, high privacy level.

Glass texture:
①Arctic Glass

Price Group B

Privacy Level = 9



Glass
Texture
Only




Glass
Texture
Only



Glass
Texture
Only



Glass
Texture
Only



ELEGANT STAR *nickel or patina*



Beveled star motif, light or dark finish, medium privacy level.


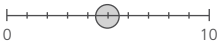


Glass textures:

- ① Clear Bevels
- ② Granite Glass
- ③ Glue Chip Glass

Price Group C

Privacy Level = 5



ELEGANT STAR *wrought iron*



Wrought iron star motif, high privacy level.





Glass Texture Only

Glass texture:

- ① Micro-Granite Glass

Price Group C

Privacy Level = 9



MEDALLIA *patina*



Scrolled center design, gray accents, patina finish, and high privacy level.

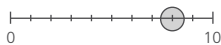


Glass textures:

- ① Gray Soft Wave Glass
- ② Granite Glass
- ③ Clear Soft Wave Glass
- ④ Micro-Granite Glass

Price Group D

Privacy Level = 8






686-VR | 612-VR



607-VR



690-VR | 493-VR

VERANDA wrought iron inspired external grille  **Price Group A**

The charm of a wrought iron veranda is recreated in this Old World style doorglass. While its decorative scrollwork makes an elegant statement, Veranda's design is also practical. Its external grille is attached to a hinged frame, making opening and cleaning easy, and its Low-E glass privacy panel increases your home's energy efficiency.





686-PS | 612-PS
687-PS



607-PS



684-PS
672-PS



814-PS | 866-PS
876-PS
NEW 886-PS

PARIS patina




Price Group A



686-JA | 612-JA
687-JA



607-JA



684-JA
672-JA

JACINTO wrought iron




Price Group B



686-AV | 612-AV



607-AV



684-AV



694-AV | 493-AV
690-AV

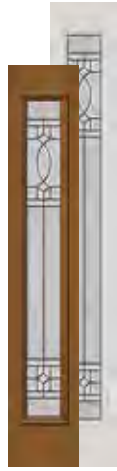
AVANT black chrome



Price Group B



816-PS




694-PS | 493-PS
690-PS



819-PS



422-PS



692-PS



507-PS | 521-PS



694-JA | 493-JA
690-JA



422-JA



532-JA




507-JA | 521-JA



422-AV



692-AV



Note: Model 800 series Craftsman frames are a flat profile that is different from the traditional profile. Please note this when matching with sidelights.



686-CA | 612-CA



694-CA | 493-CA
690-CA



516-CA

CATALINA bronze vein wrought iron



Price Group B




686-TX | 612-TX



607-TX



949-TX



684-TX



506-TX



422-TX



692-TX


ELEGANT STAR nickel or patina



Price Group C




686-MDL



607-MDL



949-MDL



684-MDL

MEDALLIA patina



Price Group D



686-MD | 612-MD



607-MD



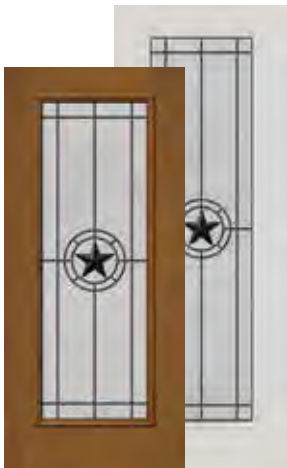
694-MD | 493-MD
690-MD



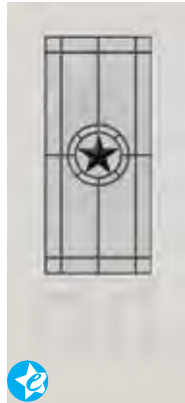
422-MD

MEDITERRANEAN wrought iron


Price Group B



686-TX | 612-TX



607-TX



684-TX




690-TX | 493-TX



506-TX



422-TX



692-TX

ELEGANT STAR wrought iron

Price Group C



659-MDL




694-MDL
690-MDL




422-MDL



692-MDL







Catalina Glass Design
686-CA



Veranda Glass Design
686-VR



Medallia Glass Design
686-MDL



Paris Glass Design
686-PS



Elegant Star Wrought Iron Glass Design
686-TX



Medallia Glass Design

Old World



Avant Glass Design
612-AV | 493-AV

Spotlights™

D O O R G L A S S



Tudor Style: Pitched roofs, herringbone brickwork, tall mullioned windows, high chimneys, dormer windows.

Authentic Design for the Architecture Enthusiast™

1910's



Craftsman Style: Low-pitched gabled or hip roofs, bands of casement windows, decorative glass, natural materials.

1920's-1930's



Colonial Style: Elaborate front doors, decorative crown pediments, fanlights and sidelights, symmetrical windows, columned porches.

1940's



Trends come and go. Good design lasts. As do good memories. Of homes you grew up in. Of architectural styles you've admired. Spotlights™ doorglass, from ODL, celebrates the best of your design history.

Put the spotlight on...your style, your price, your architectural expression, your entry door, your home.

True To Form

Architectural style is what gives a home character. The charm of bungalows. The geometric patterns of mid-century minimalism. History revisited in Georgian revivals and Colonials. The horizontal stretch of ranch homes and the vertical stack of bi-levels and tri-levels.

Because you're inspired by your home's architecture or the vision of the one you're building, Spotlights doorglass is for you. It's the finishing touch for the discerning homeowner who appreciates architecture and the spirit of good design.



Mid-Century Modern Style: Low pitched or flat roofs, walls of glass, natural and industrial materials, open floor plans looking out into nature.



Ranch Style: Hipped or gable roofs, natural materials, open floor plans.

1950's

1960's

1970's

1980's

1990's

2000 +



Split-Level Style: Multiple levels, defining interior spaces. Wide variety of roof types, floor-plan configurations and exterior materials.



Suburban Modern Style: Wide variety of traditional styles, reinterpreted into suburban context. Typically gabled roofs, wood or vinyl siding.



Eclectic Style: Characteristically unique, use of various styles, blended together into a single composition.



Modern Frame Profile

Keep It Real


Spotlights™ are true to the character of your home's aesthetics. Clear, Clear Low E, Cubed, Frosted and Circuit glass; perforated metal Chainlink inserts, and an architecturally authentic modern frame profile create the minimalist aesthetic and functional attributes you're wanting in your home.

The textured grain in Spotlights' frames is reminiscent of classic mid-century maple and birch furniture. The uniform and subtle grain provides a perfect surface for paint or stain.




Chain Link (CHL)

The spirit of Modernism, which embraced man-made materials like Chain Link's metal, lives in this Spotlights glass.



Circuit (CCT)

Mid-Century Modern, Art Deco, and Contemporary all left their imprint on Spotlights' Circuit glass. Its eclectic styling with silkscreen glass and clear design elements suits a range of architectural home styles.



Clear (CL)

Clear glass stands the test of time when it comes to architectural styles and puts a focus on inside and outside views.




Clear Low-E (CL-LE)

Low-E glass puts the spotlight on performance. It keeps the cold air out in the winter and warm air out in the summer and reduces UV rays and the fading of wall coverings and fabrics they cause.



Cubed (CU)

Cubed glass brings to life the symmetry and geometric patterns found in the architecture of the 1920's and 1930's. Grid patterns, glass blocks, and structure are celebrated in this glass style.

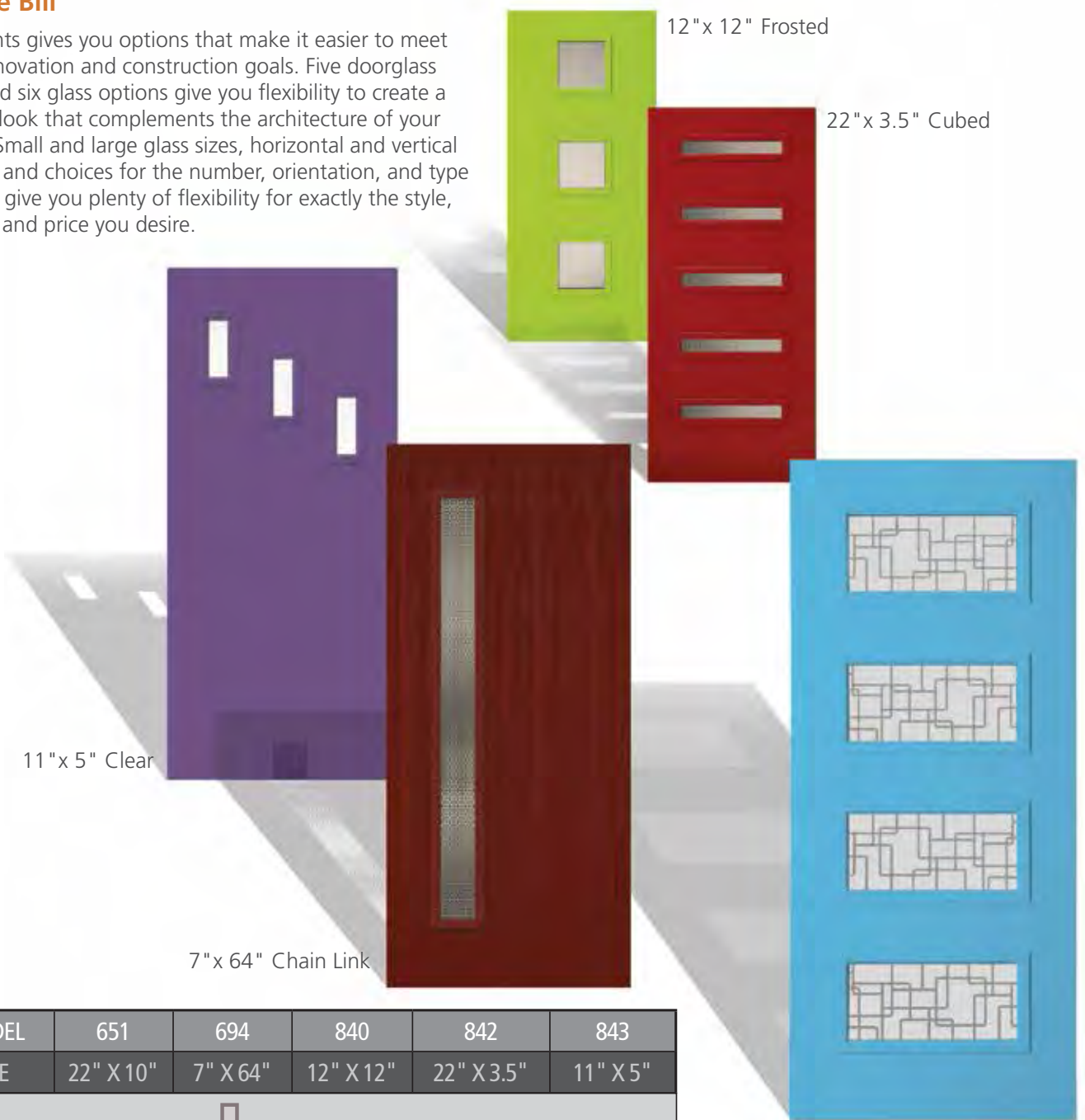


Frosted (FSB)

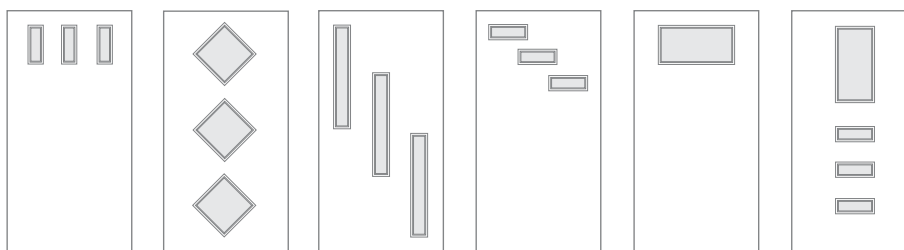
Frosted glass blends privacy with natural light, something that will find itself at home in any architectural style.

Fit The Bill

Spotlights gives you options that make it easier to meet your renovation and construction goals. Five doorglass sizes and six glass options give you flexibility to create a unique look that complements the architecture of your home. Small and large glass sizes, horizontal and vertical shapes, and choices for the number, orientation, and type of glass give you plenty of flexibility for exactly the style, privacy, and price you desire.



MODEL	651	694	840	842	843
SIZE	22" X 10"	7" X 64"	12" X 12"	22" X 3.5"	11" X 5"



Alternate Configurations



Heighten the Performance.

Spotlights' **compression foam tape seal** construction eliminates the oozing and sticky mess of wet caulk products. The frame seal's design is also engineered to extend the life of your door frame. If damaged doorglass needs to be replaced, you can do so without having to replace the frame as well. The modern Spotlights frame with compression foam tape seal is removed from the door, damaged glass repaired or replaced, and the frame reinstalled. Insulated glass and a well-constructed frame unit make Spotlights energy efficient.

Seated screw hole plugs allow for easy alignment and match the frame's grain direction, resulting in a uniform, finished aesthetic.

Spotlights is constructed with performance features that style-savvy homeowners look for. Spotlights' **FiberMate® molded and textured frame** works equally well for painting or staining.

FiberMate's material formulation outperforms lesser quality frames: the frame's construction resists both warping and deformation from heat buildup and can be used with dark finishes.



Screw Hole Plugs



Seated Screw Hole Plug



Compression Foam Tape Seal




Compression Foam Tape Seal




Frosted Doorglass
(6) 840-FSB



Paintable



Stainable



Cubed Doorglass
842-CU



PERSPECTIVES

TEXTURED DOORGLASS

A view. A viewpoint.

A city skyline. An attraction to cultural artifacts.

A swirl of clouds. A cosmopolitan sensibility.

A colorful marketplace. An appreciation for tradition and trends.

The front door of your home. A perspective on what lies beyond.


Perspectives

ODL considered views and viewpoints from around the world as we designed our Perspectives line. Textures, colors, patterns, terrain, objects, cultural influences—all led to this diverse collection of privacy glass styles for your entry door.





Perspectives Doorglass Designs



NEW BLANCA

Offering a high level of privacy and an understated backdrop, Blanca has a frosted, slightly stippled surface.


Glass texture:
① Blanca Glass



NEW CUMULUS

Whether soft wisps of clouds or a 30,000-foot view of mountainous terrain, Cumulus takes a view from afar and brings it down to earth in your entryway door. Offers a high privacy level.

Glass texture:
① Cumulus Glass






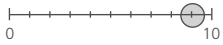
NEW GEO-TEX

Highly textured, geometric pattern is reminiscent of the pottery of Native Americans or weavings found in Moroccan markets. It has a strong symmetrical appearance and high level of privacy for your entryway.

Glass texture:

① Geo-Text Glass

Privacy Level = 9




MICRO-GRANITE

Blends texture and pattern to create a surface reminiscent of small textured polished pebbles. It provides a high level of privacy.

Glass texture:

① Micro-Granite Glass

Privacy Level = 9




NEW MOSAIC

Finds inspiration in the cobblestone streets of historic villages and the soft reflections of a stony streambed. The result is an angular, subtle pattern of light and a high level of privacy in your home's entrance.

Glass texture:

① Mosaic Glass

Privacy Level = 8




RAIN


All that's missing is a the patter of raindrops. Features a vertical pattern and textured surface that create the illusion of rain trickling down a window. It offers a high level of privacy.

Glass texture:

① Rain Glass

Privacy Level = 9






NEW STREAMED

The pronounced vertical pattern and strong ribbed texture create the allusion of the organic flow of water in your entryway. Offers a high level of privacy.

Glass texture:
① Streamed Glass



NEW VAPOR

Reminiscent of Northern Lights, to create an ethereal play of light and shadow and a medium level of privacy for your entryway.

Glass texture:
① Vapor Glass



Mosaic Glass Design
686-MSC | 690-MSC



686-BLC | 612-BLC
687-BLC



624-BLC



607-BLC



684-BLC
672-BLC



814-BLC | 866-BLC
876-BLC | 886-BLC

BLANCA



686-CML | 612-CML
687-CML



607-CML



684-CML
672-CML



814-CML | 866-CML
876-CML | 886-CML

CUMULUS



686-GEO | 612-GEO
687-GEO



607-GEO



684-GEO
672-GEO



814-GEO | 866-GEO
876-GEO | 886-GEO


GEO-TEX



817-BLC | 877-BLC
867-BLC | 887-BLC



818-BLC | 878-BLC
868-BLC | 888-BLC



694-BLC | 493-BLC
690-BLC



819-BLC



422-BLC



692-BLC



820-BLC



694-CML | 493-CML
690-CML




819-CML




422-CML



692-CML



694-GEO | 493-GEO
690-GEO




819-GEO



422-GEO



692-GEO





686-MG | 612-MG
687-MG



NEW 624-MG



607-MG



NEW 684-MG
NEW 672-MG




814-MG | 866-MG
876-MG | 886-MG
NEW



817-MG | 877-MG
867-MG | 887-MG
NEW

MICRO-GRANITE



686-MSC | 612-MSC
687-MSC



624-MSC



607-MSC



684-MSC
672-MSC

MOSAIC



686-STM | 612-STM
687-STM



624-STM



607-STM



684-STM
672-STM



814-STM | 866-STM
876-STM | 886-STM

STREAMED



818-MG | 878-MG
868-MG | 888-MG
NEW



NEW 659-MG



NEW 660-MG



694-MG | 493-MG
690-MG



819-MG



NEW 422-MG




NEW 692-MG



820-MG



814-MSC | 866-MSC
876-MSC | 886-MSC



694-MSC | 493-MSC
690-MSC



819-MSC



422-MSC




692-MSC



817-STM | 877-STM
867-STM | 887-STM



640-STM



694-STM | 493-STM
690-STM



819-STM



422-STM



692-STM



686-RN | 612-RN
687-RN



624-RN



607-RN



949-RN



673-RN



684-RN
NEW 672-RN



818-RN | 878-RN
868-RN | 888-RN
NEW



659-RN



660-RN



640-RN



664-RN



680-RN

RAIN



686-VPR | 612-VPR
687-VPR



607-VPR



684-VPR
672-VPR



814-VPR | 866-VPR
876-VPR | 886-VPR

VAPOR



681-RN



605-RN



814-RN | 866-RN
876-RN | 886-RN
NEW



817-RN | 877-RN
867-RN | 887-RN
NEW



694-RN | 493-RN
690-RN



819-RN



NEW
422-RN



692-RN



693-RN



820-RN



640-VPR



694-VPR | 493-VPR
690-VPR



819-VPR




422-VPR



692-VPR

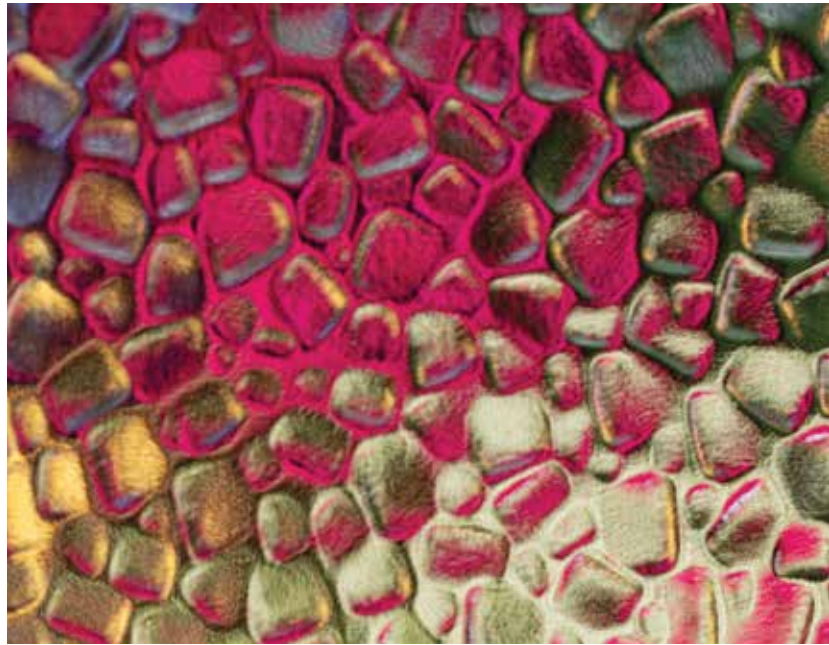




Streamed Glass Design
686-STM



Vapor Glass Design
686-VPR



Blanca Glass Design
814-BLC



Geo-Tex Glass Design
686-GEO



Cumulus Glass Design
686-CML



Mosaic Glass Design

PERSPECTIVES

TEXTURED DOORGLASS



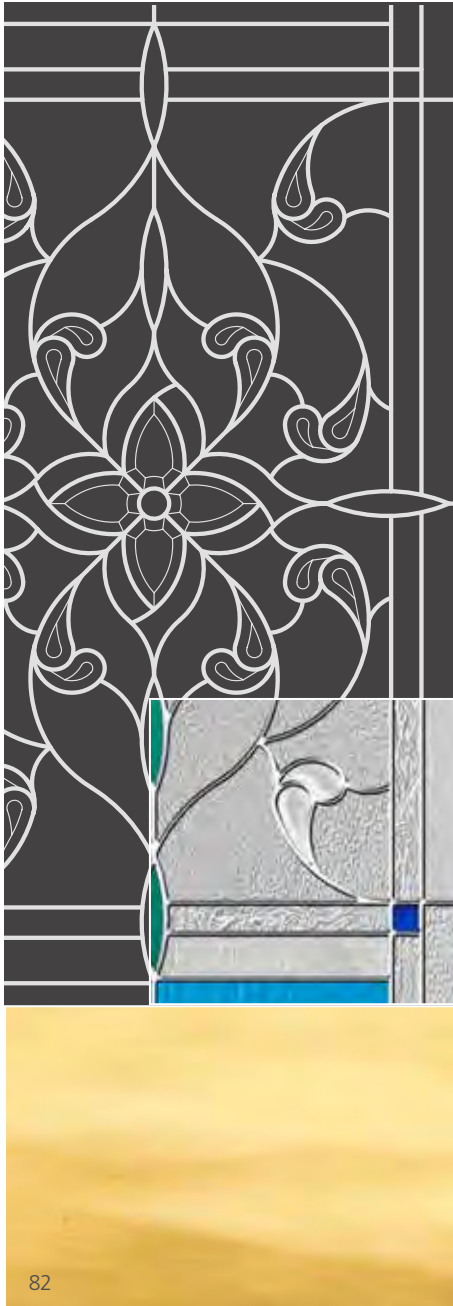
Blanca Glass Design
686-BLC | 690-BLC

Custom Doorglass Program

A spectrum of custom capabilities.



Our custom program is scalable, flexible, and based on the spectrum of customer requests.



When you want something uniquely your own.

From selecting an existing doorglass design and modifying the finish, glass colors, or opacity level, to modifying the size, to adding new design features into an existing pattern, ODL has options. Most of our glass designs can be customized. We can also help when

you have a great idea for your own unique design. We offer a number of clear, colored, and textured doorglass options for both standard and custom size doorglass. Choose from a variety of grille widths and colors to customize your Grilles Between Glass.

Choose a design from our offering or create your own.



Standard Nouveau Design
Patina Caming




Modified Nouveau Design
Copper and Nickel Caming

Create a design.

Turn your design into your signature doorglass.



YOUR CONCEPT DRAWING



YOUR FINISHED DOOR



Put your unique design interpretation on your front door.

Our Customer Service team is here to help you move quickly and smoothly through the design, quotation, ordering, and shipping process. Our broad offering of coming finishes and glass textures and colors will allow you to choose just the right details for your design.

Custom Severe Weather Doorglass and Frame

ODL's Severe Weather doorglass takes our custom doorglass program to the next level. Change doorglass colors, modify the finish or opacity level, and select the coming finish of your choice. Severe Weather doorglass provides the protection you need in the high velocity hurricane zone (HVHZ) and High Velocity Windborne Debris areas.

ODL's patented Severe Weather frame design, which is mechanically fastened in the corners to prevent flex, adds strength to the exterior door. With a classic frame profile the narrow aluminum extrusion adds strength while maintaining a pleasing shape. The natural contours provide a traditional architectural style, while the white powder coat surface provides a high gloss polished finish.




**Storm Design
Severe Weather Frame**

Severe Weather

Designed for Security.
Engineered for Strength



Built by ODL®. Approved by Mother Nature.



Impact-Rated HVHZ Approved for Florida & Texas

Florida Building Commission & Texas Department of Insurance Approved

Design Pressure Tested

ODL Severe Weather Doorglass is approved for use in a range of entrance systems to meet Florida and Texas wind-borne requirements in areas where wind speeds can exceed 180 mph. Meets DP±65 to ±80 wind and missile impact code requirements for the HVHZ areas.

(High Velocity Hurricane Zone)

Please consult your architect, contractor, or building official for the rating needed for your area and home.

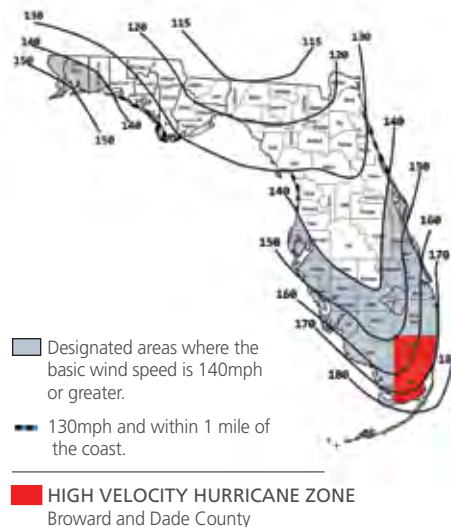
Meets these requirements:

- Laminated Glass.....ASTM C1172
- Tempered Safety Glass ANSI Z97.1
- Florida Product Approval FL14935-R3
- Texas Department of Insurance (TDI).....DR-420,425,427,485, 557,625,626,628,633,634,691,692

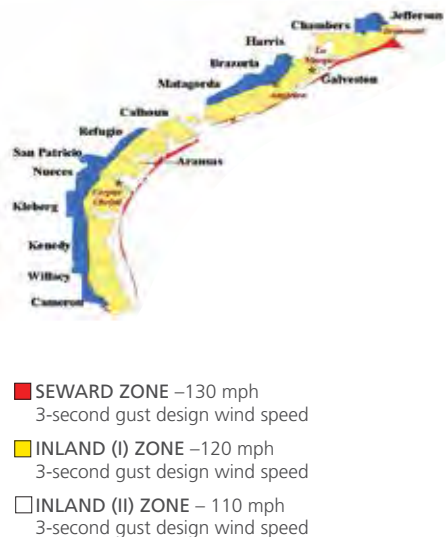
A variety of ODL products are designed specifically for high wind areas, including Florida's wind-borne debris region and the High Velocity Hurricane Zone (HVHZ), and Texas' Gulf Coast area.

ODL Severe Weather products are tested to meet the impact resistance codes and requirements of Florida and Texas, among others.

Florida Wind-Borne Debris Region for Risk Category II Buildings



Texas First Tier Coastal Counties






Heirlooms Glass Design
612-HM | 493-HM

Impact-Resistance Laminated Glass

ODL Decorative Doorglass, Blinds and Grilles are sealed between impact-resistant laminated glass on the exterior, and tempered safety glass on the interior.



Thermally Sealed


Insulated for air- and water-tight performance.



Added Value of Noise Suppression

ODL Severe Weather Doorglass provides you with a quieter solution over storm shutters: they carry a sound transmission class rating of 35 or 37 for a level of sound suppression that is welcome year round. The Sound Transmission Class (STC) value for ODL Severe Weather Doorglass is 35 for clear glass and 37 for decorative glass.

Third party test reports are available at www.odl.com/techinfo_productperformance_doorglass_stc.htm



Missile Impact Tested




See the Missile Impact Test video at www.odl.com/videos_doorglass_missiletesting.htm

The Level D missile impact test involves firing an 8-foot long 2" x 4" at 50 feet-per-second at designated spots on the doorglass and door slab. The entire unit must remain intact through 9,000 pressure cycles, and also pass water-infiltration, structural loading, and forced air-infiltration tests.



Severe Weather Doorglass Designs



NEW BLANCA

textured glass

Perspectives Style
See Pages 74-75

Privacy Level 9



CADENCE

patina

Classic Style
See Pages 41

Privacy Level 5



CARROLLTON

patina

Classic Style
See Pages 44-45

Privacy Level 7



ELEGANT STAR

patina

Old World Style
See Page 60

Privacy Level 5





EXPRESSIONS

satin nickel



Classic Style
See Pages 42-43
Privacy Level 4



GRACE

nickel



Classic Style
See Pages 48-49
Privacy Level 7



GREENFIELD

oil-rubbed bronze



Craftsman Style
See Pages 28-29
Privacy Level 7




HEIRLOOMS

nickel



Classic Style
See Pages 44-45
Privacy Level 6



IMPRESSIONS

cast resin

Contemporary Style
See Pages 20-21
Privacy Level 7



JACINTO

wrought iron



Old World Style
See Pages 58-59
Privacy Level 9



MAJESTIC

nickel



Classic Style
See Pages 48-49
Privacy Level 6



MEMORIA

nickel



Classic Style
See Pages 44-45
Privacy Level 4



NEW MICRO-GRANITE

textured glass

Perspectives Style
See Pages 76-77

Privacy Level 9



MOHAVE

oil-rubbed bronze



Eclectic Style
See Pages 14-15

Privacy Level 7



PARIS

patina



Old World Style
See Pages 58-59

Privacy Level 4



RADIANT HUES

nickel



Contemporary Style
See Pages 22-23

Privacy Level 3



RENEWED IMPRESSIONS

nickel



Contemporary Style
See Pages 20-21

Privacy Level 7



TOPAZ

patina



Craftsman Style
See Pages 30-31

Privacy Level 9



ENCLOSED BLINDS

Low-E only



Raise, Lower & Tilt
White
See Pages 92-93



GRILLES BETWEEN GLASS (GBG)

clear or Low-E



Standard 5/8" or 7/8"
White Grille
See Pages 108-109



**PRAIRIE STYLE
GBG (PIM)**

Low-E

Prairie 5/8"
White Grille
See Pages 106-107



GRAY GLASS

Turtle Code Compliant
See Page 91



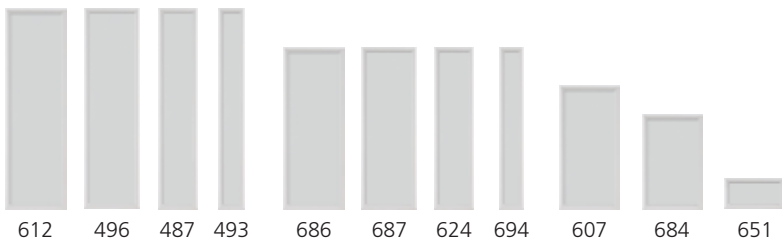
CLEAR GLASS

clear or Low-E

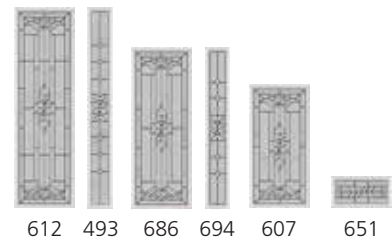
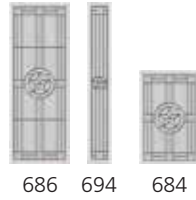

See Pages 112-116




Grilles Between Glass
612-GBG 18-Light



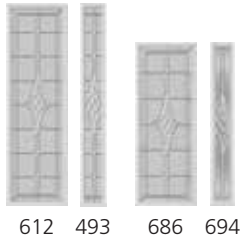
NEW BLANCA - BLC



CADENCE - CD




CARROLLTON - CRL




ELEGANT STAR - TX




EXPRESSIONS - EX



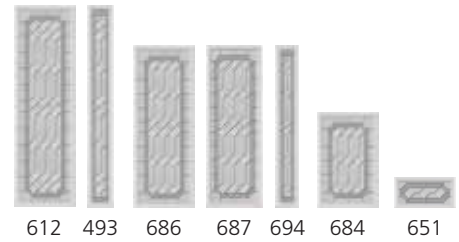
GRACE - GRC



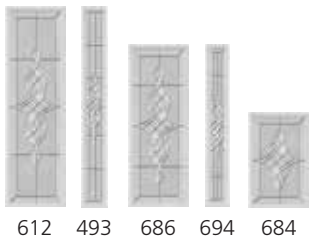
GREENFIELD - GRF




HEIRLOOMS - HM




IMPRESSIONS - LI




JACINTO - JA



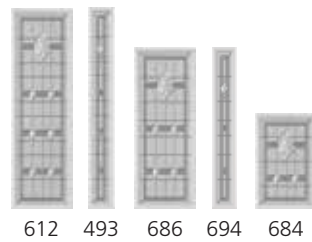
MAJESTIC - ME



MEMORIA - MMR




NEW MICRO-GRANITE - MG




MOHAVE - MOH

PARIS - PS


RADIANT HUES - RA




RENEWED IMPRESSIONS - RLI TOPAZ - TPZ



Light-Touch® ENCLOSED BLINDS - RLB *Low-E not available




GRILLES BETWEEN GLASS - GBG/GBG78 *5/8" Only




PRAIRIE STYLE GBG - PIM

GRAY GLASS - SGSG



CLEAR GLASS - CL





Light-Touch®

Enclosed Blinds

Clear Glass

ODL glass can be used in doors to meet ENERGY STAR criteria.



Raise, Lower & Tilt – No Dusting!



Maintenance-free option for controlling levels of doorglass light & privacy

Ergonomic design principles place fingertip control within easy reach.

Relax: Light-Touch fully enclosed blinds give you a maintenance-free option for controlling levels of doorglass privacy. A single control lets you raise, lower, or stop anywhere in between, and tilt for full privacy, no privacy, or anything in between. Light-Touch blinds provide full coverage of your doorglass, so sunlight, moonlight, and streetlights stay out—unless you invite them in.

- The single operator lets you raise, lower or tilt the blinds in an easy slight movement.
- Blinds adjust for complete light block, and the privacy channels on each side eliminate light gaps when the blinds are closed—no street light shadows or sunlight glare.
- More privacy at night and increased sense of security.
- Available in Tan or White blinds.

Enclosed blinds mean no dust or dirt, no kinks or dents, and no banging of the blinds when you open and close your door. A cordless design is a safer solution when children or pets are in the house. Light-Touch blinds are

designed and engineered to be used day in and day out. We've tested them for more door slamming (50,000 times) and adjusting (10,000 times) than your average household use. The glass seal is warranted for 20 years.

Blinds lower neatly within full privacy channels to eliminate light gaps.

Uniform color in components provides a clean aesthetic look.





Light-Touch Enclosed Blinds
686-RLB

Energy Efficient

Light-Touch blinds and frames come in tan or white. Frames can be painted or finished to complement door and home finishes. Most Light-Touch blinds are offered with a Low-E glass option. Light-Touch is also a 2015 Energy Star® compliant product when used with an Energy Star compliant door or sidelight.



686-RLB | 612-RLB
687-RLB | 496-RLB



686-TRLB
687-TRLB
Tan



487-RLB




624-RLB



607-RLB



684-RLB
672-RLB



684-TRLB
Tan



690-RLB | 493-RLB



690-TRLB
Tan



692-RLB



Triple-Glazed Enclosed Blinds

With Grilles Between Glass

ODL glass can be used in doors to meet ENERGY STAR criteria.



Raise, Lower & Tilt – No Dusting!



Energy Efficient, Sound Dampening, Privacy & Light Control

Ergonomic design principles place fingertip control within easy reach.

With the blinds lowered, you control the amount of privacy and light coming into your home. With the blinds raised, you feature your grille door style. Looks and function with none of the cleaning and banging associated with traditional blinds. That's a triple win!

The triple-glazed design suppresses traffic sounds and other unwelcome noises with a STC rating value of 34*. Triple-glazed design also reduces heat

transmission by up to 28%.


All triple-glazed doorglass is offered with a Low-E glass option.

*STC = Sound Transmission Coefficient. See www.odl.com for more information.

Side operator raises, lowers, and tilts the blind.

Blinds completely disappear into top valance when fully raised.

- Side operator raises, lowers, and tilts the blind.
- Triple-glazed design reduces heat transmission by up to 28%.
- Can be used in doors to meet Energy Star criteria.
- 20 YEAR GLASS SEAL WARRANTY
- Available in white 11/16" contoured grille.





Triple-Glazed
Doorglass Blinds

686-CGBG-BLD

Energy Efficient

Glass + grille + glass + blind + glass = energy efficient, sound dampening, privacy and light control, and the charm of contoured door grilles.



Triple-Glazed Doorglass Blinds

684-CGBG-BLD



686-BLD
1-Light



686-CGBG-BLD
15-Light



686-CGBG-BLD
10-Light



684-BLD
1-Light



684-CGBG-BLD
9-Light


Flush Glazed Doorglass Blinds

Blinds Between Glass

ODL glass can be used
in doors to meet
ENERGY STAR criteria.



Raise, Lower & Tilt – No Dusting!



Clean look and uncluttered view.

When fully raised, Flush Glazed Enclosed Blinds' slats stack thinly, leaving you a clean look and uncluttered view. When fully closed and lowered, they provide full coverage of your doorglass.

- The dual operator lets you raise, lower blinds with one, and tilt the blinds with the other, in an easy slight movement.
- Blinds adjust for complete light block, and the privacy channels on each side eliminate light gaps when the blinds are closed—no street light shadows or sunlight glare.
- More privacy at night and increased sense of security.
- Available in White blinds.

Practical, carefree approach for controlling privacy & light on your patio doors

Welcome a practical, carefree approach to controlling the privacy and light of your hinged patio doors with Flush Glazed Enclosed Blinds. Say goodbye to swinging, banging blinds and dented slats. So long to the time-consuming task of dusting and cleaning blinds.

Say hello to a maintenance-free approach that securely places blinds between your patio door's glass and allows you to select exactly the light and privacy you desire with a single fingertip control.

The slats are made of non-fading or yellowing white aluminum.

The blinds are covered with a limited 10-year warranty; the glass seal carries a 20-year warranty.





Flush Glazed Doorglass Blinds
20x64

Energy Efficient

The dual pane tempered glass improves energy efficiency. Flush Glazed Enclosed Blinds are offered with Low-E glass and qualify as a 2015 Energy Star® compliant product when used with an Energy Star compliant door.



Glass Track



20x64 | 22x64
25x64



22x80 | 25x80



14x64



22x48



21-3/8x67 | 23-3/8x67
27-3/8x67



9-1/8x64
9-1/8x80

Simulated Divided Light

Craftsman and Traditional Styles

Simulated Divided Light

A mill finish grille between glass with external grilles creates the allusion of divided panes and the wow factor you desire for an entry or patio door.





Craftsman Style

Traditional Style





Simulated Divided Light (SDL) Styles



CRAFTSMAN mahogany, oak or white



Craftsman style grilles are available in three finish choices. All are available with clear glass or Low-E glass for doors and sidelights.

Clear or Low-E Glass
7/8" Grille (SDL)
Available in Mahogany, Oak or White



NEW TRADITIONAL oak or white
Available Spring 2016



Select white grilles or traditional oak grilles, both available with clear glass or Low-E glass for doors and sidelights. The **NEW** traditional simulated divided lights are now manufactured with our Evolve FiberPro® oak and HP® white material.

Clear or Low-E Glass
Traditional 1-1/8" External Grille (SDL)
7/8" Internal Grille
Available in Oak or White



817 | 867 | 877-SDL
NEW 887-SDL
3-Light



818 | 868 | 878-SDL
NEW 888-SDL
6-Light



815-SDL
6-Light

CRAFTSMAN STYLE SDL *mahogany, oak or white*



NEW 679-SDL
8-Light



NEW 725-SDL
6-Light



NEW 726-SDL
10-Light




NEW 724-SDL
15-Light




NEW 606-SDL
4-Light



NEW 646-SDL
6-Light



NEW 722-SDL
12-Light



NEW 720-SDL
9-Light



NEW
490-SDL
4-Light



NEW
728-SDL
3-Light



NEW
727-SDL
5-Light



NEW
406-SDL
2-Light



NEW
446-SDL
3-Light



NEW
723-SDL
4-Light



NEW
721-SDL
3-Light

TRADITIONAL STYLE SDL *oak or white*



Grilles Between Glass

Grilles Between Glass

Six grille profiles with clear glass and Low-E glass provide options to match your taste, home décor, and budget.





Arts & Crafts Grille

Prairie Style Grille

Contoured Grille

Slim Line Grille

Wide Grille

Standard Grille





GBG GLASS DESIGN



Grilles Between Glass Styles



ARTS & CRAFTS *white*



Complement the architectural style of your home or express your appreciation for a natural approach to design. Arts & Crafts grilles' simple three- and four-light white patterns for Low-E glass are available for doors and sidelights.

Between Low-E Glass
5/8" Grille (ACGBG)
Available in White



PRAIRIE STYLE *champagne, tan or white*



These grilles strike the geometric balance that is a trademark of Prairie Style architecture. Grilles are offered in two widths, each with two finish options, and for clear and Low-E glass.



Between Clear or Low-E Glass
Standard 5/8" Grille (PIM)
Available in Champagne or White

Between Clear or Low-E Glass
Wide 7/8" Grille (PIM78)
Available in Tan or White



CONTOURED *champagne or white*



The slight contour of these grilles creates an appearance of depth in your door, sidelight, or transom. Contoured grilles are a great option for French-style patio doors, too. Offered in two finishes, grilles can also be customized to create exactly the look you desire.



Between Clear or Low-E Glass
11/16" Grille (CGBG)
Available in Champagne or White



SLIM LINE *white*



When you want to emphasize something other than your entry doorglass, understated Slim Line grilles are the ticket. Half the width of our standard grilles, Slim Line grilles are offered in a white finish for clear glass.



Between Clear Glass
5/16" Grille (GBG516)
Available in White



WIDE *tan or white*



Boldly show off your paned doors, sidelights, and transoms with Wide Grilles. Great for accenting larger panes of glass, these grilles offer a broad range of configurations. But if you need a unique size or different glass, Wide Grilles can be customized.



Between Clear or Low-E Glass
Standard 7/8" Grille (GBG78)
Available in Tan or White



STANDARD *champagne, bronze or white*



Standard Grilles offer the broadest range of applications in our Grilles Between Glass products. Equally at home on your entry, side, or patio door; sidelights; and transoms, Standard Grilles offer a clean look at a price that won't break the bank. These grilles come in three finishes and can also be customized.



Between Clear or Low-E Glass
5/8" Grille (GBG)
Available in Champagne, Bronze or White



686-ACGBG | 612-ACGBG
687-ACGBG | 496-ACGBG
3-Light



686-ACGBG | 612-ACGBG
687-ACGBG | 496-ACGBG
4-Light



607-ACGBG
3-Light



607-ACGBG
4-Light

ARTS & CRAFTS GRILLE *white*



686-PIM | 612-PIM
687-PIM | 496-PIM



607-PIM



684-PIM



690-PIM | 493-PIM
694-PIM



422-PIM



692-PIM


PRAIRIE STYLE GRILLE - STANDARD 5/8" *champagne or white*



686-CGBG | 612-CGBG
687-CGBG | 496-CGBG
624-CGBG
10-Light | 12-Light



686-ACGBG | 612-ACGBG
687-ACGBG | 496-ACGBG
15-Light | 18-Light



607-CGBG
12-Light



684-CGBG
9-Light



690-CGBG
5-Light
493-CGBG
6-Light

CONTOURED GRILLE *champagne or white*





684-ACGBG
3-Light



684-ACGBG
4-Light




690-ACGBG
493-ACGBG
3-Light



686-PIM78
687-PIM78



607-PIM78




684-PIM78



690-PIM78
694-PIM78



422-PIM78



692-PIM78

PRAIRIE STYLE GRILLE - WIDE 7/8" *tan or white*



422-CGBG
4-Light



692-CGBG
3-Light



517-CGBG 3-Light
white only



547-CGBG 4-Light
white only



507-CGBG 5-Light
white only



521-CGBG 5-Light
white only



551-CGBG 6-Light
white only



637-GBG516
11-Light Round Top



659-GBG516
5-Light



690-GBG516
694-GBG516
5-Light



692-
GBG516
3-Light



SLIM LINE GRILLE *white*



686-GBG78
8-Light



686-GBG78 | 612-GBG78
687-GBG78 | 496-GBG78
624-GBG78 | 487-GBG78
10-Light | 12-Light



686-GBG78 | 612-GBG78
687-GBG78 | 496-GBG78
15-Light | 18-Light



517 | 525-GBG78
3-Light



607-GBG78
4-Light



607-GBG78
6-Light

WIDE GRILLE - 7/8" *tan or white*



686-GBG | 612-GBG
687-GBG | 496-GBG
624-GBG | 487-GBG
10-Light | 12-Light



686-GBG | 612-GBG
687-GBG | 496-GBG
15-Light | 18-Light



505 | 517 | 525-
GBG 3-Light



547 552-
GBG 4-Light



600-GBG | 601-GBG
15-Light white only



607-GBG
12-Light

STANDARD GRILLE - 5/8" *champagne, bronze or white*







Standard Grille
686-GBG 10-Light




521 | 526 | 527-GBG78
5-Light





551-GBG78
6-Light



607-GBG78
12-Light



684-GBG78
4-Light



684-GBG78
9-Light



694-GBG78
4-Light



690-GBG78
5-Light
493-GBG78
6-Light



422-GBG78
2-Light



422-GBG78
3-Light
white only



422-GBG78
4-Light



692-GBG78
2-Light




692-GBG78
3-Light



506 | 507 | 521 | 526 | 527-GBG
5-Light white only



551-GBG
6-Light white only



684-GBG
672-GBG
9-Light



659-GBG
5-Light



662-GBG
4-Light
champagne and
white only



690-GBG
694-GBG
5-Light
493-GBG
6-Light



422-GBG
4-Light



692-GBG
3-Light



500-GBG
5-Light white only



502 | 503-GBG
5-Light white only



512 | 514-GBG
5-Light white only

Vents

Clear or Rain Glass



VENTS *white*

Use our Vents for a boost of fresh air in workshops, garages, or your home. Ten adjustments allow you to control the flow of air. A durable UV-resistant molded frame and removable screen ease cleaning. Select from clear doorglass or Perspectives Collection Rain Glass. Low-E options are available.

20 YEAR WARRANTY





Vents - Rain Glass
799-GBG





Vents - Clear Glass


799-CL




799 | 199-CL
NEW 699-CL*
 Clear Glass



799-GBG | **NEW** 699-GBG*
 Clear Glass
 Grilles Between Glass
 12-Light



799-RN
NEW 699-RN*
 Rain Glass



799-RN | 799-GBG
NEW 699-RN* | **NEW** 699-GBG*
 Rain Glass
 Grilles Between Glass
 12-Light

VENTS white



*Available Spring 2016

Clear Doorglass & External Grilles



CLEAR mahogany, oak or white



When you want the view and nothing but the view, Clear Glass is your answer. It is an option that works equally well from your entry door to your patio door. Offered in standard 6/8 and 8/0 door sizes, the breadth of options for doors, sidelights and transoms means choices that fit your home.

When you need the basics, our External Grilles with Clear Glass offer you a wide range of styles and choices. External Grilles are offered in finishes to complement stained or painted doors. Grilles are available for doors and sidelights.

Clear Glass
Standard 5/8" Grille



Clear Glass
612-CL



816-CL
1-Light



814-CL
1-Light



866-CL
1-Light



876-CL
NEW 886-CL
1-Light



818-CL
6-Light



868-CL
NEW 888-CL
6-Light



878-CL
6-Light



680-CL
1-Light



640-CL
1-Light



648-CL
1-Light



658-CL
11-Light



664-CL
4-Light



224-CL
4-Light




659-CL
1-Light



660-CL
5-Light



626-CL
7-Light



696-CL
1-Light



412-CL
1-Light






684-CL | 672-CL
1-Light | 1-Light



447-CL
4-Light



681-CL | 670-CL
9-Light | 9-Light



682-CL
12-Light



637-CL
1-Light
Round Top



605-CL
11-Light
Round Top



673-CL
1-Light



692-CL | 400-CL
1-Light | 1-Light



693-CL | 401-CL
3-Light | 3-Light



438-CL
2-Light



949-CL
3/4 Oval



607-CL | 488-CL
1-Light | 1-Light



442-CL
4-Light



443-CL
6-Light



610-CL
12-Light



422-CL
1-Light



462-CL
2-Light



463-CL
3-Light

CLEAR mahogany, oak or white





423-CL
4-Light



689-CL | 688-CL
15-Light | 15-Light



602-CL
17-Light Round Top



919-CL
Full Oval



686-CL | 687-CL
1-Light | 1-Light



624-CL
1-Light



444-CL | 428-CL
8-Light | 8-Light



628-CL | 627-CL | 623-CL
10-Light | 10-Light | 10-Light



612-CL | 496-CL
1-Light | 1-Light



487-CL
1-Light



613-CL | 641-CL
12-Light | 12-Light




614-CL | 643-CL
18-Light | 18-Light





CLEAR Sidelights *mahogany, oak or white*



CLEAR Transoms



691-CL
695-CL
5-Light



418-CL
5-Light



493-CL
1-Light



474-CL
6-Light



Clear Glass, External Grilles

818-CL



Clear Glass, External Grilles

817-CL




Clear Glass

686-CL | 505-CL



Clear Glass

686-CL



Our Doorglass Frames Solve Your Problems.



Squeeze Out



Corner Flare



Frame Yellowing

Doorglass Frames Enhance Entry Door Performance

The long-term performance of an exterior door with a glass insert is dependent upon the doorglass framing system. Just as every building and remodeling project is different, so are specialized doorglass framing systems. Quality frames are both durable and flexible to meet distinct market needs and are available in several different visual finishes. They are manufactured with high-performance resin, which requires less long-term maintenance, and they are engineered for quick installation for a variety of door applications.

ODL Doorglass Frames Solve Problems


ODL offers framing system solutions for a wide variety of applications. Industry wide, builders, remodelers and homeowners deal with the everyday problems caused by the wrong frame application. Quality problems such as squeeze out, scalloping, corner flare and yellowing are everyday occurrences. Couple these with misaligned screw hole plugs and poor energy efficiency and the frame you're currently using may be causing you additional time and effort. ODL has the solution to your needs.



Doorglass Frame Leadership

For nearly 70 years, ODL has been manufacturing top-rated doorglass framing systems. ODL understands the importance of material selection in the manufacturing of high-quality products, and for doorglass framing. That means choosing the right resin to prevent unwanted cracking, warping and deformation. Material selection is driven by a combination of factors, including cost targets and performance requirements. Rigorous third party testing also assures that product performance meets design intent. ODL frames are tested to meet the North American Fenestration Standard (NAFS) for windows, doors and skylights, including structural integrity, resistance to water penetration, air leakage and forced entry. ODL products not only meet this standard, but they surpass it due to state-of-the-art manufacturing. ODL doorglass frames rival the competition, particularly in the area of sealant performance and include patented features.





Frame Materials & Styles


Frame Materials

We take great pride in offering a wide variety of frame materials and profiles to meet every customer's needs. Our framing systems offer everything from maintenance-free to high-heat resistant to architecturally-correct solutions. We have the frame you need to reduce quality issues and gain greater customer satisfaction.



**Mahogany
FIBERMATE®**

Premium for painting or staining.



**Oak
FIBERMATE®**

Premium for painting or staining.



**White
FIBERMATE®**

Premium for painting or staining.



**White
ALUMINUM**

Powder-coated white aluminum frame for Severe Weather applications.



**White
FIBERMATE®
Modern
Frame Only**

Premium for painting or staining.



**Oak
FIBERPRO®**


Must be painted or stained.



**White
HP®**

Maintenance-free. No need to paint. Will not yellow.





STANDARD


Standard frames are designed to meet basic market needs at an economical price.

Traditional Profile

Profiled Screw Covers

Available In:
HP® White

FiberPro® Oak



EVOLVE®

Evolve frames provide superior rigidity and eliminates bothersome squeeze out, and reduces scalloping, corner flare and warping.

Traditional Profile

Auto-Aligning Screw Hole Plugs

Available In:
HP® White

FiberPro® Oak

FiberPro® White



TriSYS®

Three piece frame system that is only one of its kind. Screw together outer frame and inner cassette, then snap on the outer frame.

Traditional Profile

No Screw Covers Needed

Available In:
FiberMate® Mahogany

FiberMate® Oak

FiberMate® White



SEVERE WEATHER

Designed for use in coastal areas where wind borne debris and hurricanes are possible.

Traditional Profile

Profiled Screw Covers

Available In:
Aluminum White



MODERN

Low profile frame, designed to blend with the architecture of the home and door. Offers a clean and minimalist look.

Flat Profile

Flat Screw Covers

Available In:
FiberMate® White



CRAFTSMAN

Designed with architectural style in mind, to blend with the finishing details of the door and home.

Flat Profile

Includes Pyramid and Domed Covers

Available In:
FiberMate® Mahogany

FiberMate® Oak

HP® White



DECORATIVE DOORGLASS FRAMES

SIZE	Standard Frame HP® White	Standard Frame FiberPro® Oak	Evolve® Frame HP® White	Evolve® Frame Fiber-Pro® Oak	TriSYS® Frame Fibermate® White, Oak, Mahogany	Craftsman Frame HP® White	Craftsman Frame FiberMate® Oak, Mahogany	Modern Frame FiberMate® White	Severe Weather Frame Aluminum White
8x36	X	X	X	X	X				
20x36	X	X							
22x36	X	X	X	X	X				X
8x48	X	X	X	X	X				
22x48	X	X	X	X	X				X
7x64	X	X	X	X	X			X	X
8x64	X	X	X	X	X	X	X		X
20x64	X	X	X	X	X				X
22x64	X	X	X	X	X				X
8x80	X	X							X
20x80	X	X							X
22x80	X	X							X
Sunburst	X	X	X	X	X				
22x10	X	X						X	X
22x10 AT	X	X							
8x42 RT	X	X							
7.5x18.5	X	X							
22x3.5								X	
22x6	X	X							
12x12								X	
11x5								X	
21x16						X	X		
22x15.25						X	X		
25x15.25						X	X		
Slim Oval	X	X							
Med Oval	X	X	X	X	X				
Large Oval	X	X							

LIGHT-TOUCH® ENCLOSED BLIND FRAMES

SIZE	Standard Frame HP® White	Standard Frame FiberPro® Oak	Evolve® Frame HP® White	Evolve® Frame Fiber-Pro® Oak	Severe Weather Frame Aluminum White
8x36	X	X	X	X	
20x36	X	X			
22x36	X	X	X	X	X
22x48	X	X	X	X	
7x64	X	X	X	X	X
8x64	X	X	X	X	X
14x64	X	X			X
20x64	X	X	X	X	X
22x64	X	X	X	X	X
8x80	X	X			X
14x80	X	X			X
20x80	X	X			X
22x80	X	X			X

X = Currently Available

CLEAR/LOW-E/GRILLES BETWEEN GLASS FRAMES

SIZE	Standard Frame HP® White	Standard Frame FiberPro® Oak	Evolve® Frame HP White	Evolve Frame FiberPro® Oak	Craftsman Frame HP® White	Craftsman Frame FiberMate® Oak, Mahogany	Severe Weather Frame Aluminum White
8x36	X	X	X	X			
20x36	X	X					
22x36	X	X	X	X			X
22x38 AT	X	X					
8x48	X	X	X	X			
22x48	X	X	X	X			X
7x64	X	X	X	X			X
8x64	X	X	X	X	X		
14x64	X	X					X
20x64	X	X	X	X			X
22x64	X	X	X	X			X
22x64 AT	X						
22x64 RT	X						
8x80	X	X					X
14x80	X	X					X
20x80	X	X					X
22x80	X	X					X
22x36 RT	X	X					
Sunburst	X	X	X	X			
22x10	X	X					X
22x10 AT	X	X					
7.5x18.5	X	X					
22x6	X	X					
8x6	X	X					
10x10	X						
15x15	X						
21x16					X		
22x15.25					X		
25x15.25					X		
Med Oval	X	X	X	X			
Large Oval	X	X					

These doorglass frame charts provide information about size and glass availability by frame system. Choose the solution that best fits your application.

X = Currently Available



BRISA

Retractable Screen Door



A fresh approach to fresh air.

Brisa Retractable Screen Doors offer homeowners a fresh approach to traditional screen doors.



More Gliding. Less Slamming.

The innovative E-Z Glide System provides a smooth and steady screen operation.

The ergonomically designed latch/lock handle offers simple and secure one-hand operation.

Quick-Snap Track for easy installation




Durability has never been so beautiful.

A symmetrical design and neutral material selections coordinate with the brick or wood molding of your home's architecture.

Durable painted surfaces and rust-free aluminum housing and track require no maintenance.

Subtle woven stripes prevent screen walk through



If you have 30 minutes, we have the solution.

Brisa is smartly designed with ease of installation in mind. No metal cutting is required and only one power driver tool is needed to install five components in only 30 minutes.

Available colors:

White



Bronze



Sandstone





BRISA Retractable Screen Door
SINGLE DOOR

Discover Brisa's Fresh Approach.

Like hinged screen doors, Brisa allows fresh air to circulate into the home. But Brisa does that without all the banging and slamming and in-the-way hassles of a traditional hinged screen door.



SLIDING DOOR



DOUBLE DOOR

Brisa single door, double door and sliding retractable screen doors can be used on in-swing or out-swing doors.

Tubular Skylights

Everything looks better
in natural light.



A simple, economical, efficient—and bright—solution.

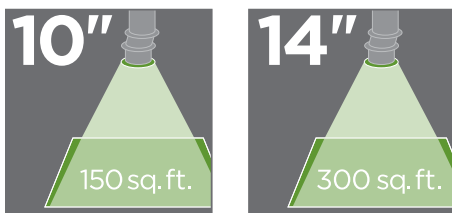


Tubular Skylights: Simple, economic, efficient, daylighting.

Windows aren't the solution for bringing natural light into every area in your home, and definitely not for interior spaces. Traditional skylights might be an option, if you have the ceiling space and interest



in an installation process of cutting, drywalling, framing, and painting. But if you're looking for a simple, economical, and efficient option, consider tubular skylights.

Available in a 10" or 14" size
Tubular Skylight.



- Patented dome optics capture sunlight
- Tube reflects 98% of available sunlight
- Low profile ceiling diffuser spreads natural light evenly
- ENERGY STAR® qualified






Add-On Blinds for Doors

A welcome addition
to your door.



Provides privacy and light control.



Add-on blinds for entry and patio doors.

Add-On Blinds with frame are easy to install right over your existing door glass. All you need is a screwdriver. Frames can be left as is, or painted or stained to your preference.

Add-On Blinds offer you unlimited adjustability in controlling the amount of light and privacy you want. Blinds raise, lower, and tilt with smooth fingertip controls.

- Provides privacy and light control.
- Blinds raise, lower and tilt with smooth fingertip control.
- Enclosed in tempered safety glass.
- No Dusting.
- Safer for children.
- Installs easily over existing door glass.
- Increases the energy efficiency of your door.
- Frames are paintable and stainable.
- Complete installation in minutes.







Visit our website to learn more about product solutions for the home.
www.odl.com



Building Value
Into Building Products®

215 East Roosevelt Ave., Zeeland, MI 49464
800.253.3900 www.odl.com

